

AESFULAP®

Electrosurgical Instruments
and Devices




Table of Contents

3 - 8	Units and Accessories
9 - 20	Monopolar equipment for open surgery
21 - 24	Neutral electrodes
25 - 54	Bipolar equipment – Coagulation forceps
55 - 60	Cables and Adapter
61 - 69	Electrosurgical Endoscopy
70 - 72	Numerical Index

Units and Accessories

Units and Accessories



GN160 Bipolar microprocessor-controlled electrocauter unit

Mains supply		
	100 - 120 V / 50 / 60 Hz	
	220 - 240 V / 50 / 60 Hz	
	(Watt)	(Ohm)
STANDARD	60	75
FORCED	60	100

Accessories

GK226
Single-pedal foot switch (angular)

GN161
Single-pedal foot switch (round)

Microprocessor-controlled electrocauter unit for improved non-sticking behaviour. Suitable for use in all surgical disciplines*

1 bipolar output

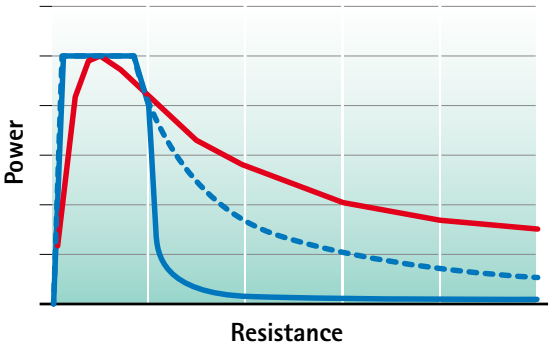
Coax plug 2/5 mm 2 pin plug
Pin distance 28.6 mm

ADVANTAGES

Electrosurgical unit for improved non-stick behavior*

- Impedance-controlled for the adaption of coagulation parameters for improved non-stick behavior at high coagulation speed
- Clear front panel, easy and user-friendly handling*
- Rotary knob for adjusting the power (conversion to MALIS scale possible)
- Single-pedal foot switch for activating the device (GN161 or GK226)
- Compatible with Rose Gold and all other AESCULAP® bipolar forceps
- Compatible with irrigation device GN090

Units and Accessories



The AESCULAP® Non-Stick Generator actively reduces the power when necessary to reduce carbonization and sticking of the tissue.

- Conventional generator eg. GN060
- - GN160 (Standard dose)
- GN160 Active power reduction

Foot Switches



GK226

Single-pedal foot switch, squared, for GN160













GN161

Single-pedal foot switch, round, for GN160

All footswitches explosion-proof, cable 4 m

Main Cables, Equipotential Bonding Cables

			Equipment side	Instrument side
TE780	1.5 m	Grounding-type European plug		
TE730	5.0 m			
TE734	5.0 m	For Great Britain and Ireland		
TE735	3.5 m	For USA, Canada and Japan		
TE676	1.0 m	IEC 60320 connector (non-heating equipment)		
TE736	2.5 m			
TA008205	0.8 m	Equipotential bonding cable		
GK534	1.5 m			
GK535	4.0 m			
GK537	5.0 m			

Unit Cart



GN330

Unit cart with sliding handle for electro-surgical units, W x H x D:

520 x 900 x 570 mm

PV951R

Wire basket, W x H x D:

370 x 225 x 285 mm

Monopolar Equipment for Open Surgery


Electrode Handles

Electrode handles, with two finger pushbottoms




GN230 4.5 m

- AESCULAP®
- ACMI
- Berchtold®
- Bowa
- Conmed®
- KLS Martin
- Valleylab™



GN236 4.5 m

- AESCULAP®
- ACMI
- Berchtold®
- KLS Martin



Electrode handles, with two finger pushbuttons



GN232 4.5 m

GN231 4.5 m

AESULAP®

ACMI


Berchtold®

Bowa

Conmed®

KLS Martin

Valleylab™




Electrode Handles

Electrode handle, without finger pushbuttons



GK252Y 3.5 m

- AESCLAP®
- ACMI
- Berchtold®
- Bowa
- Conmed®
- KLS Martin
- Valleylab™



Single use electrode handle, with finger pushbuttons



GN211 3.0 m

Single Use

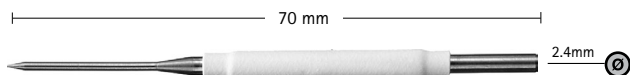
- AESCLAP®
- ACMI
- Berchtold®
- Bowa
- Conmed®
- KLS Martin
- Valleylab™

Sales unit: Package of 50 pieces, in individual sterile packs

GK165R

Single Use

Needle electrodes



Sales unit: Package of 50 pieces, in individual sterile packs

Short Working Electrodes

GK110R* Ø 4.0 mm

GK140R Ø 2.4 mm

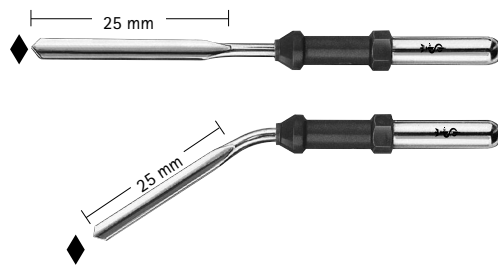


Knife electrodes



GK112R* Ø 4.0 mm

GK113R Ø 4.0 mm



Cutting electrodes



GK114R* Ø 4.0 mm

GK144R Ø 2.4 mm



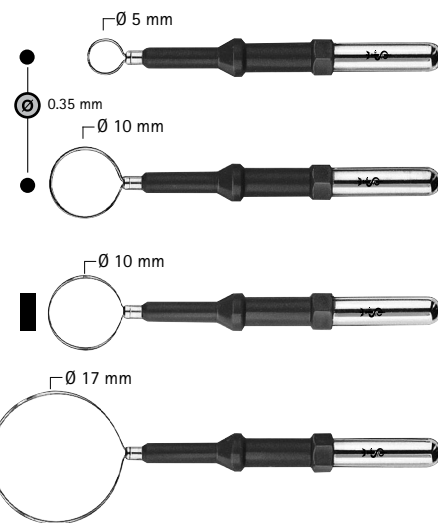
MAGENAU
Needle electrodes

GK115R* Ø 4.0 mm

GK116R Ø 4.0 mm

GK117R Ø 4.0 mm

GK118R Ø 4.0 mm



Loop electrodes

Monopolar

Short Working Electrodes

GK121R* Ø 4.0 mm

Ball electrodes



Ø 4.0 mm



Ø 2.4 mm



GK174R

Surgical electrode set

consisting of: container, rack and 12 electrodes





GK299

Wire brush for cleaning coagulation forceps and coagulation electrodes.



Insulated Long-Shank Electrodes



GK125R Ø 4.0 mm

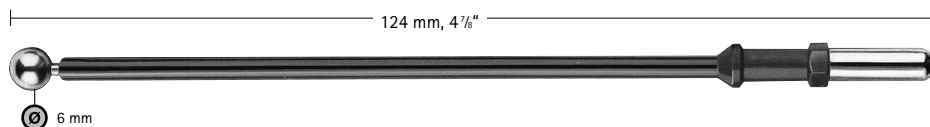
GK155R Ø 2.4 mm

Knife electrodes



GK127R Ø 4.0 mm

Needle electrodes



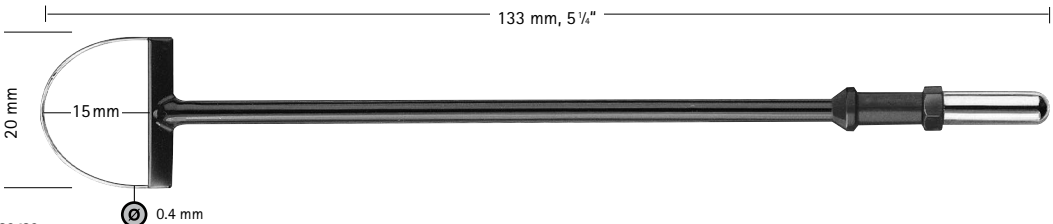
GK129R Ø 4.0 mm

Ball electrodes


Insulated Long-Shank Electrodes



GK131R Ø 4.0 mm



GK132R Ø 4.0 mm



GK133R Ø 4.0 mm

Wire loop electrode for conization of the portio



GK397R 200 mm | Ø 3.5 mm

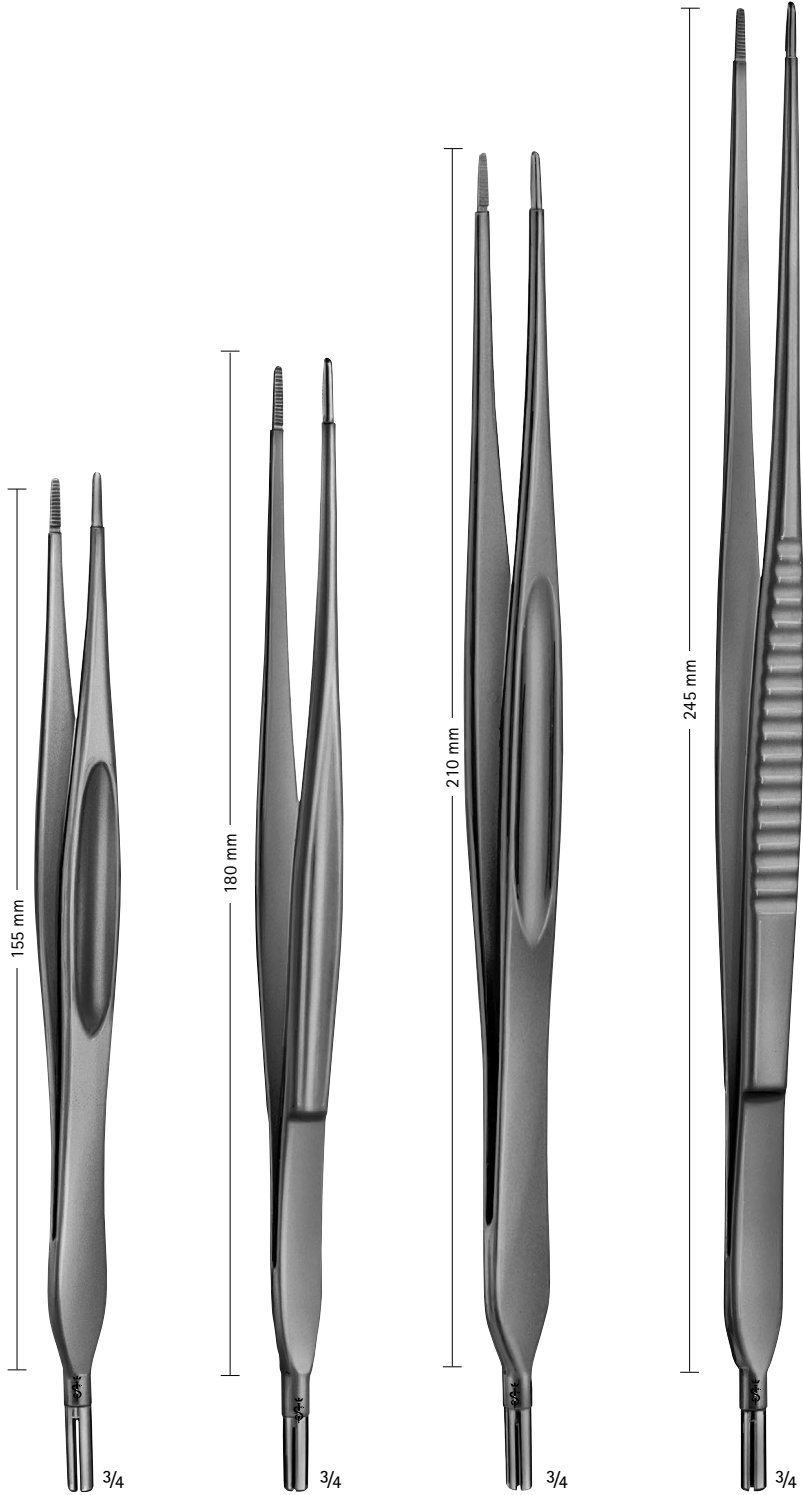
GK398R 290 mm | Ø 3.5 mm

Hook electrode for use with electrode handle

Monopolar Forceps, Insulate



5 mm



GK005R

GK007R

GK010R

GK013R

Total length

180 mm, 7 1/8"

200 mm, 7 7/8"

230 mm, 9"

270 mm, 10 5/8"



5 mm



4 mm



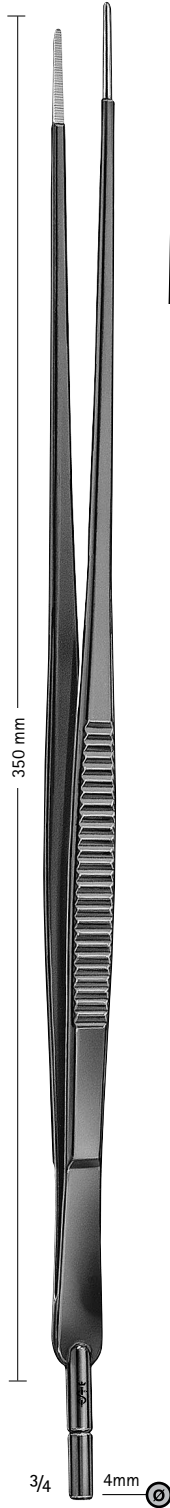
McINDOE

GK009R



WAUGH

GK016R



GK033R



1/16

Total length

175 mm, 6 7/8"	230 mm, 9"	350 mm, 13 3/4"
----------------	------------	-----------------

Coagulation Suction Cannula



4 mm




GK550 Ø 5.0 mm
LANDOLT
Coagulation suction cannula with mandrin

Neutral Electrodes

Single Use Patient Plates

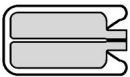
AESCULAP® Plate

for children: Max. 200 W, < 5-15 kg 


GK084  71 cm² (* (**

25 pieces individually packed

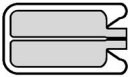
for adults

GK081  144 cm² (* (**

25 pieces individually packed

GK091  144 cm² (* (**

50 pieces in peel packs of 5 each

GK101  144 cm² (* (**

PE bag of 50

Universal plate:

GK107  110 cm² (* (**

50 pieces in peel packs of 5 each

(* Conductive area
(** Only for units with REM function

GN249 3.5 m

GN245 5.0 m



AESCULAP® (GN)
 Erbe (T, ACC, ICC)
 KLS Martin (System 2000, ME)
 Berchtold (Elektrotom)
 Eschmann (TD 411, TD 850)

AESCULAP® connecting cable for single use electrodes



GK083



GK084



GK081

GK091

GK101



GK107

GK190 5.0 m



Conmed
 Erbe International
 ErbeVio
 Valleylab

Valleylab standard non-REM cable plug



GK083

GK191 5.0 m

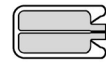


Conmed
 Erbe International
 ErbeVio
 Valleylab

Valleylab REM cable plug



GK084




GK081

GK091

GK101



GK107



Bipolar Equipment – Coagulation Forceps

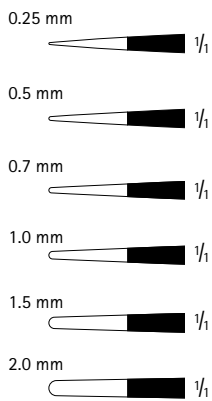

Rose Gold Non-Stick Bipolar Forceps Coagulation Forceps



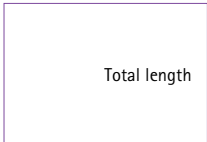
ROSE GOLD
NON-STICK
BIPOLAR
FORCEPS

FEATURES

The employed materials allow for a high heat conductivity and a high electrical conductivity. This combination enables a quicker heat dispersion over and away from the tips.

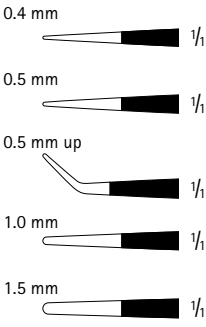


0.25 mm	US486	US487	US493	US494	US495	US496
0.5 mm	US403	US488	US600	US610	US615	US530
0.7 mm	US404	US489	US601	US611	US616	US620
1.0 mm	US405	US490	US602	US612	US617	US621
1.5 mm	US406	US491	US603	US613	US618	US173
2.0 mm	US407	US492	US604	US614	US619	US531



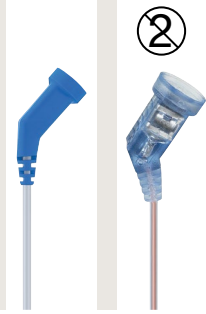
150 mm, 6"	170 mm, 6 3/4"	190 mm, 7 1/2"	215 mm, 8 1/2"	230 mm, 9"	255 mm, 10"
------------	----------------	----------------	----------------	------------	-------------

Rose Gold Non-Stick Bipolar Forceps Coagulation Forceps





0.4 mm	-	-	US172	-
0.5 mm	US161	-	-	-
0.5 mm up	-	US164	-	-
1.0 mm	US162	-	-	US171
1.5 mm	US163	-	-	-
Total length	220 mm, 8 3/4"	220 mm, 8 3/4"	100 mm, 4"	125 mm, 5"

Rose Gold Non-Stick Bipolar Forceps, Single Use Coagulation Forceps



ROSE GOLD
NON-STICK
BIPOLAR FORCEPS
SINGLE USE




FEATURES

Using a new disposable forceps for every case means consistent coagulation quality

- Sterile
- Always ready to use
- No reprocessing

The employed materials allow for a high heat conductivity and a high electrical conductivity. This combination enables quick heat dispersion over and away from the tips which increases the non-stick characteristics.



0.25 mm	GK507SU	GK508SU
0.5 mm	GK501SU	GK504SU
0.7 mm	GK509SU	GK510SU
1.0 mm	GK502SU	GK505SU
1.5 mm	GK503SU	GK506SU

Total length	190 mm, 7 1/2"	215 mm, 8 1/2"
--------------	----------------	----------------

SU = Single Use

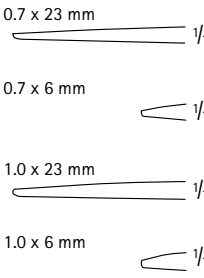
PAK= Package of 5 pieces

Sintram Non-Stick Bipolar Forceps Coagulation Forceps



SINTRAM NON-STICK BIPOLAR FORCEPS

Sintram tip bipolar coagulation forceps reduce the adherence of coagulated tissue compared to standard coagulation forceps*

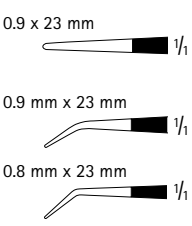


	3/4	3/4	3/4
0.7 x 23 mm	GK614R	-	-
0.7 x 6 mm	GK644R	-	-
1.0 x 23 mm	-	GK615R	GK616R
1.0 x 6 mm	-	GK645R	GK646R
Total length	160 mm, 6 1/4"	185 mm, 7 1/4"	200 mm, 7 7/8"

*Function test in comparison to standard stainless steel forceps at porks neck




AESCULAP®
 Tab connector




	3/4	3/4	3/4	3/4	3/4
	GK604R	GK605R	GK606R	-	-
	-	-	-	GK624R	-
	-	-	-	-	GK625R
Total length	160 mm, 6 1/4"	185 mm, 7 1/4"	200 mm, 7 7/8"	160 mm, 6 1/4"	200 mm, 7 7/8"

Bipolar

BiProtect Forceps

Coagulation Forceps

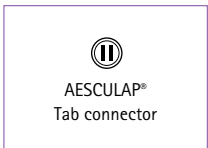



FEATURES


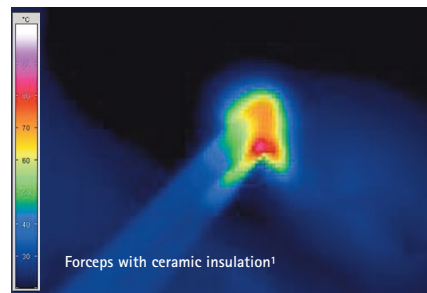
BiProtect

Ceramic is an electrical insulator. The ceramic insulation surrounding the outer instrument tip effectuates a heat concentration on the inner and front part of the tips. This can be helpful when working in narrow spaces surrounded by sensitive structures which need to be preserved. Together with the fine instrument tips BiProtect forceps were designed for particularly targeted and precise coagulation.






	GL470R	GL480R
	GL471R	GL481R
Total length	195 mm, 7 3/4"	215 mm, 8 1/2"



¹ Both figures were generated in vitro on animal tissue with the the generator GN640 setting 10W / 15W, activation 8 sec. The ceramic insulated forceps showed a temperature peak lower than the uninsulated forceps. Insulated: 10W: ~80°C, 15W~ 95°C Uninsulated: 10W: ~98°C, 15W~ 180°C

Pivot-Point Bipolar Forceps

Coagulation Forceps




FEATURES

The Pivot-Point forceps were designed for bipolar coagulation in the deep seated and narrow surgical fields. Coagulating in these areas can be difficult as the forceps tips close and prevent current flow into the tissue. By applying additional force to the closed forceps, the Pivot-Point will reopen the tips and enable coagulation in these areas. The Pivot-Point bipolar forceps is designed with a Yasargil handle and especially slender working ends for deep operations and narrow approaches.





	GK822R	GK826R	GK823R	GK827R
	GK824R	GK828R	GK825R	GK829R
Total length	215 mm, 8 1/2"	255 mm, 10"	215 mm, 8 1/2"	255 mm, 10"



Bipolar

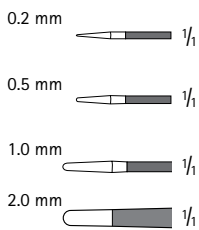
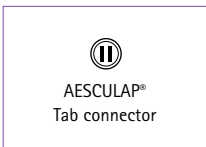
Caspar

Coagulation Forceps



FEATURES

- Slimline, petite shape for delicate work.
- Forceps tips with rounded, polished surfaces.
- Parallel guidance for matching of forceps tips.

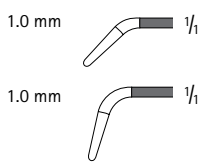


GK899R	GK929R	GK959R
GK900R	GK930R	GK960R
GK910R	GK940R	GK970R
GK920R	GK950R	GK980R

Total length	165 mm, 6 1/2"	195 mm, 7 5/8"	220 mm, 8 5/8"
--------------	----------------	----------------	----------------




AESCULAP®
 Tab connector



	GK972R	GK974R	-	-
	-	-	GK976R	GK978R
Total length	220 mm, 8 5/8"	220 mm, 8 5/8"	215 mm, 8 1/2"	215 mm, 8 1/2"

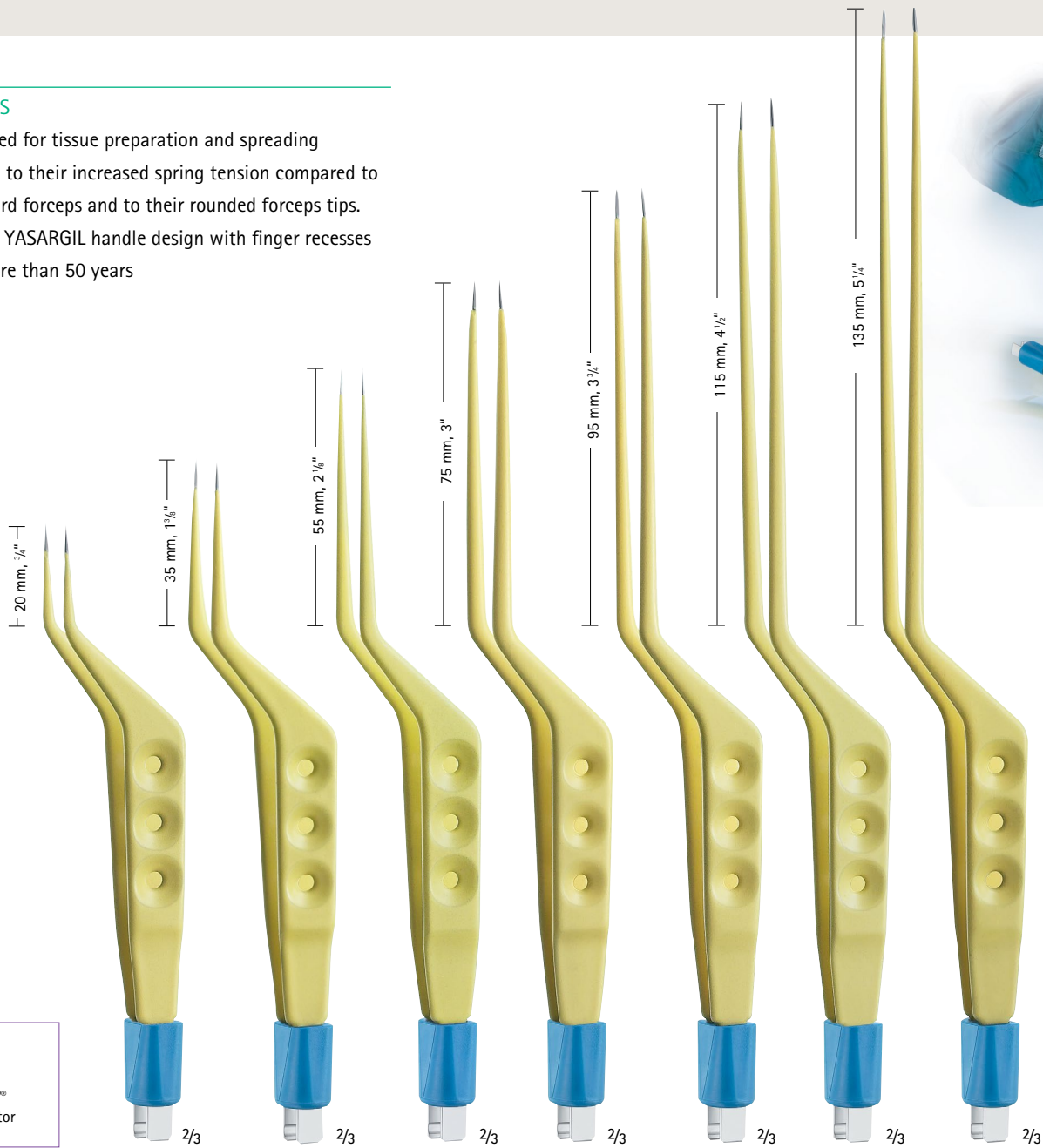
Bipolar





Yasargil

Coagulation Forceps

FEATURES

- Designed for tissue preparation and spreading thanks to their increased spring tension compared to standard forceps and to their rounded forceps tips.
- Proven YASARGIL handle design with finger recesses for more than 50 years

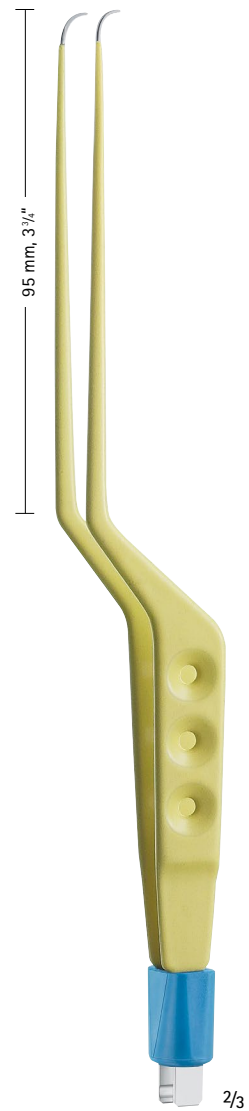
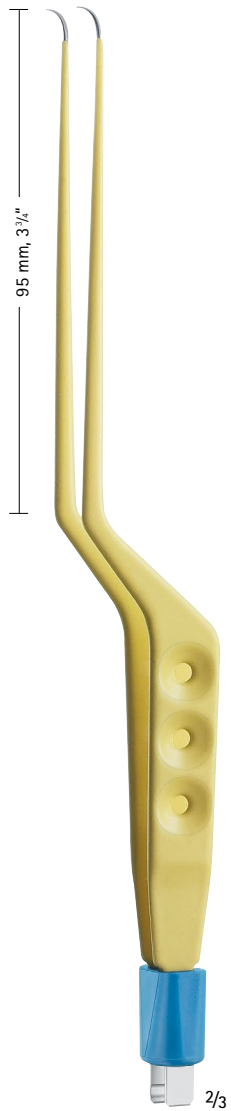
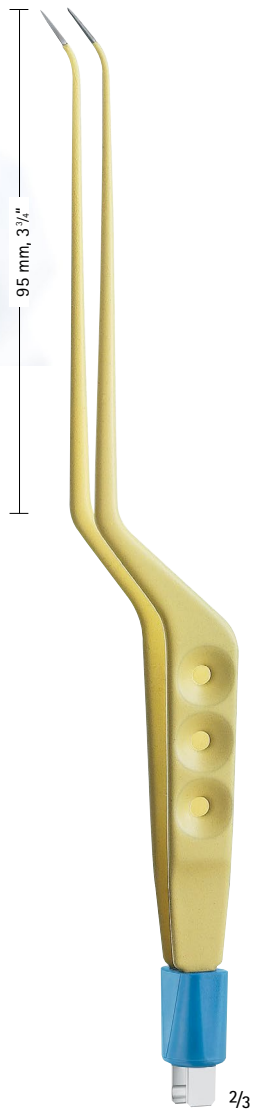




0.4 mm		1/16
0.7 mm		1/16
1.0 mm		1/16
1.3 mm		1/16

GK746R	GK760R	GK764R	GK768R	GK772R	GK788R	-
GK747R	GK761R	GK765R	GK769R	GK773R	GK789R	GK793R
GK748R	GK762R	GK766R	GK770R	GK774R	GK790R	-
GK749R	GK763R	GK767R	GK771R	GK775R	GK791R	-

Total length

140 mm, 5 1/2"	155 mm, 6 1/8"	175 mm, 6 7/8"	195 mm, 7 5/8"	215 mm, 8 1/2"	235 mm, 9 1/4"	255 mm, 10"
----------------	----------------	----------------	----------------	----------------	----------------	-------------




AESCULAP®
 Tab connector

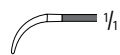
2/3

2/3

2/3

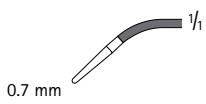
0.4 mm

-

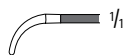


GK780R

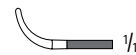
-



GK777R



GK781R



GK785R

Total length

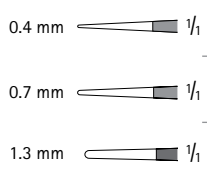
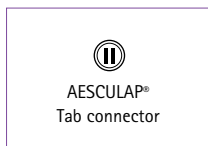
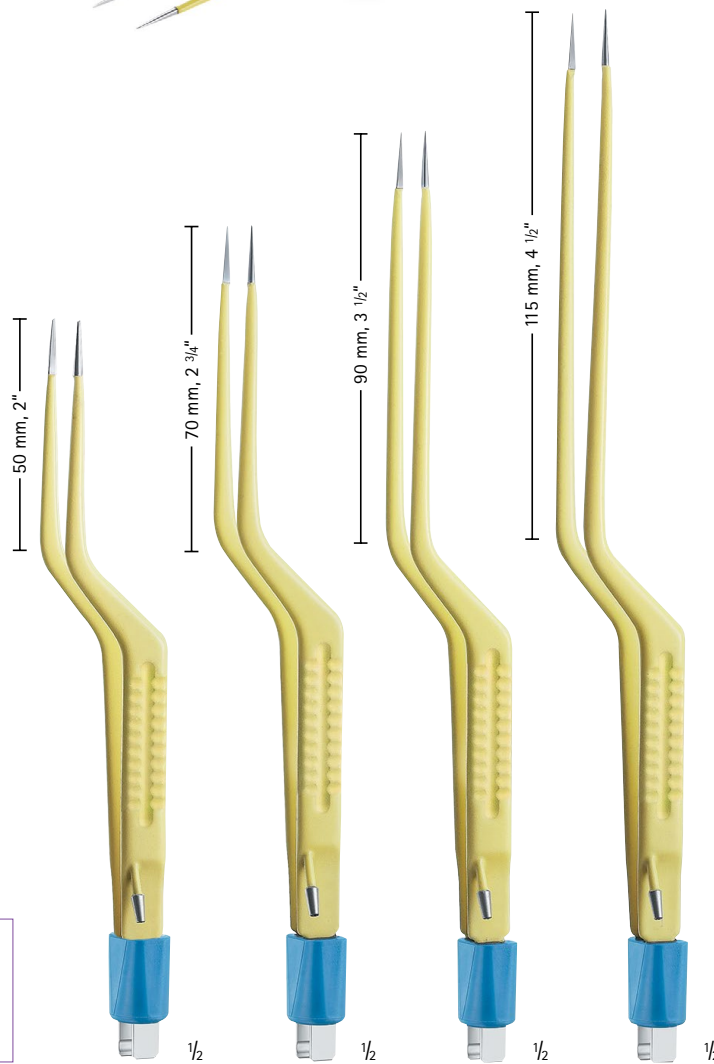
215 mm, 8 1/2"

215 mm, 8 1/2"

215 mm, 8 1/2"

Bipolar

Yasargil Irrigation Coagulation Forceps




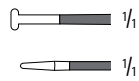
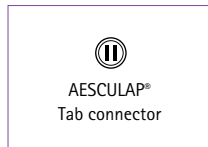
0.4 mm	-	GK840R	GK843R	GK846R
0.7 mm	GK838R	GK841R	GK844R	GK847R
1.3 mm	-	GK842R	GK845R	GK848R
Total length	165 mm, 6 1/2"	180 mm, 7"	205 mm, 8"	230 mm, 9"

Hypophysectomy Coagulation Instruments



Coagulation forceps

for grasping and coagulating at the surgical site, especially in the pituitary area



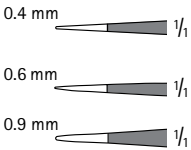
	GK800R	-
	-	GK826R
Total length	255 mm, 10"	255 mm, 10"

Bipolar


Standard Coagulation Forceps




AESCULAP®
 round pin connector




0.4 mm	GK690R	-	-	-
0.6 mm	-	GK720R	-	-
0.9 mm	-	GK722R	GK723R	GK730R
Total length	120 mm, 4 3/4"	160 mm, 6 1/4"	160 mm, 6 1/4"	200 mm, 7 7/8"



0.6 mm  1/16

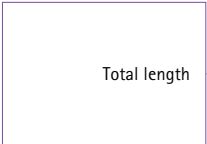
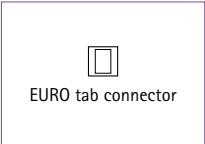
0.9 mm  1/16

	GK660R	GK670R	GK675R	GK677R
	-	GK671R	-	GK679R
Total length	160 mm, 6 1/4"	200 mm, 7 7/8"	220 mm, 8 2/3"	240 mm, 9 1/2"




Bipolar

Standard Coagulation Forceps



	GK809R	GK807R	GK808R
1.1 mm tip			
1.5 mm tip	-	-	-
Total length	125 mm, 4 ⁷ / ₈ "	175 mm, 6 ⁷ / ₈ "	220 mm, 8 ² / ₃ "




 AESCULAP®
 tab connector

0.6 mm  1/16"

0.9 mm  1/16"

	GK700R	-	-	-
	GK701R	GK703R	GK711R	GK713R
Total length	160 mm, 6 1/4"	200 mm, 7 7/8"	160 mm, 6 1/4"	200 mm, 7 7/8"

Bipolar

Standard Coagulation Forceps

Micro and Laboratory Forceps



130 mm / 5 1/4"

 AESCULAP® tab connector	 0.3 mm $\frac{1}{16}$ "	-	GK596R
	 0.6 mm $\frac{1}{16}$ "	GK595R	-
Total length		120 mm, 4 3/4"	145 mm, 5 5/8"

 AESCULAP® tab connector	 1.0 mm $\frac{1}{16}$ "	GK719R
	Total length	215 mm, 8 1/2"

Micro and Laboratory Forceps

Standard Coagulation Forceps

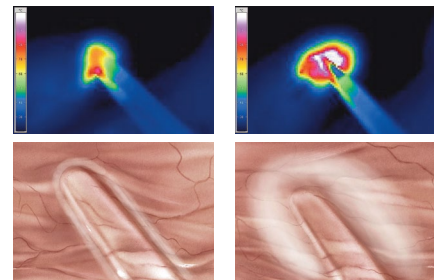
BipoJet® Bipolar Instruments



BipoJet® Scissors, cutting and coagulating in one step



BipoJet® forceps, defined coagulation area – low thermal spread¹



BipoJet® Forceps

Conventional Forceps

FEATURES

BipoJet® bipolar instruments represent technical solutions and improved product characteristics, compared to standard bipolar instruments, for the benefit of the user.

Particularly important are the ceramic components used in all BipoJet® instruments. Ceramic is a hard and heat resistant material.

For this reason, we use special ceramic components for our BipoJet® instruments to insulate the working area. For forceps, the practical advantages are the lower thermal spread in the coagulation zone and the reduction of collateral coagulation damage compared to conventional bipolar instruments¹. BipoJet® scissors have a solid ceramic insert scissors blade for insulation to allow simultaneous dissection and coagulation.

¹ Both figures were generated in vitro on animal tissue with the the generator GN640 setting 10W / 15W, activation 8 sec.

The ceramic insulated forceps showed a lower temperature peak as the uninsulated forceps.

- Insulated: 10W: ~80°C, 15W~ 95°C

- Uninsulated: 10W: ~98°C, 15W~ 180°C





Anti-twist cable

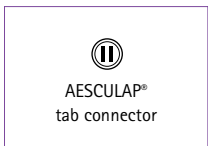
BipoJet® Bipolar Forceps Fully Insulated Tip





AESCULAP®
tab connector

 3.0 mm 1/16"	GK881R	GK882R	GK883R	GK884R	GK885R	-	-
 3.0 mm 1/16"	-	-	-	-	-	GK886R	GK685R
Total length	160 mm, 6 1/4"	200 mm, 7 7/8"	230 mm, 9"	250 mm, 9 7/8"	300 mm, 11 7/8"	200 mm, 7 7/8"	260 mm, 10 1/4"

BipoJet® Bipolar Forceps Partly Insulated Tip



	GK891R	GK892R	GK893R	GK894R	GK895R	-
	-	-	-	-	-	GK896R
Total length	160 mm, 6 1/4"	200 mm, 7 7/8"	230 mm, 9"	250 mm, 9 7/8"	300 mm, 11 7/8"	200 mm, 7 7/8"



Bipolar

BipoJet® Metzenbaum Bipolar Dissecting Scissors



BC691R

BC692R

BC693R



BC694R

BC695R

BC696R

Total length

120 mm, 4 1/2"

140 mm, 5 1/2"

160 mm, 6 1/4"



BC697R

BC698R

BC699R

Total length

180 mm, 7 1/8"

230 mm, 9"

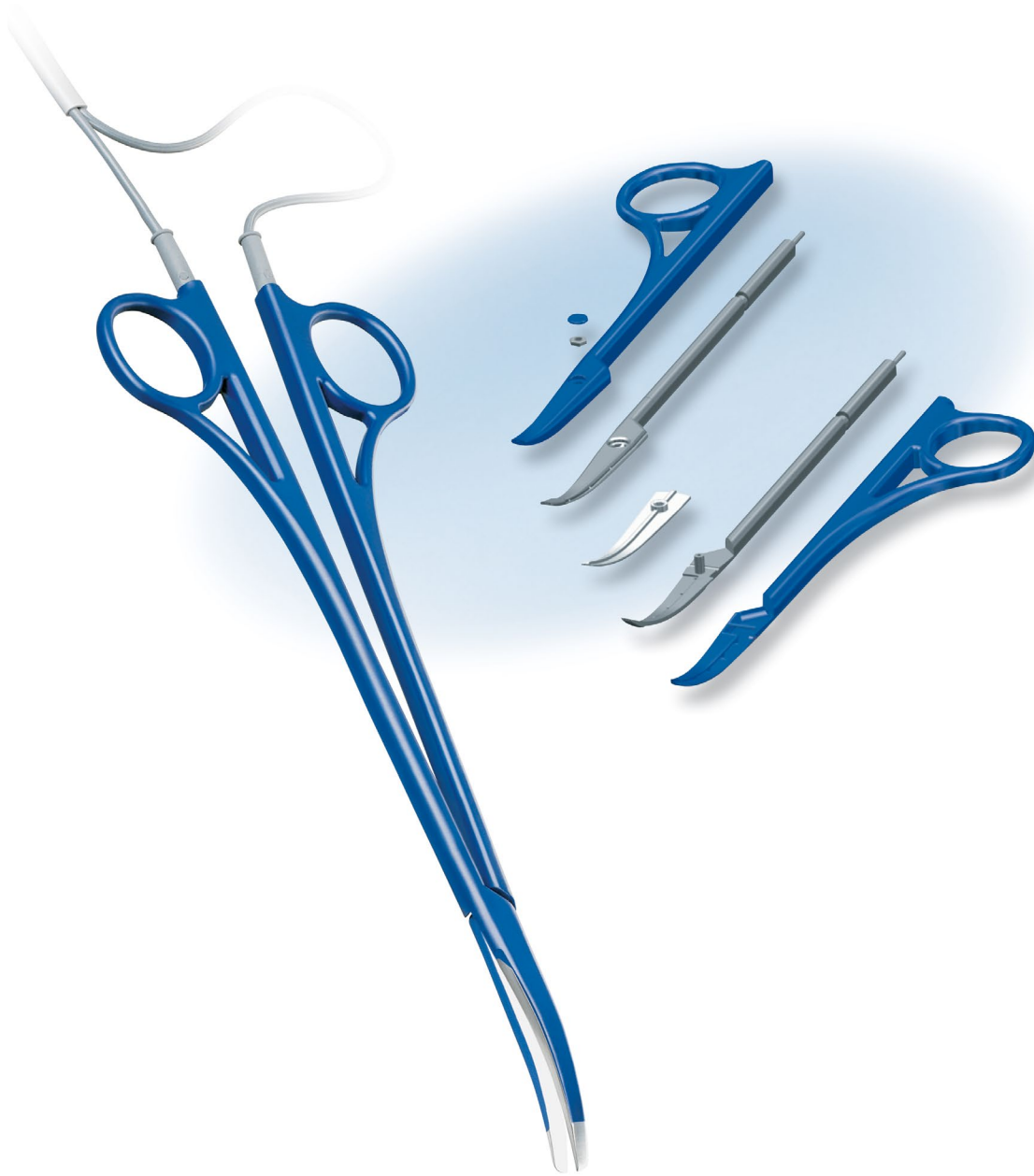
280 mm, 11"

Metzenbaum Bipolar Dissecting Scissors













Total length

	BC685R	BC687R	BC689R
	BC686R	BC688R	BC690R
Total length	180 mm, 7 1/8"	230 mm, 9"	280 mm, 11"



Bipolar Connecting Cables for BipoJet® Scissors

			Equipment side	Instrument side
GN081	5 m	AESCLAP® Berchtold KLS Martin R. Wolf		
GN082	5 m	Bowa Erbe Storz		
GN085	5 m	AESCLAP® Bowa Lamidey Söring Valleylab		
GN145	5 m	ERBE-International		
GN146	5 m	Codman CMC I CMC II		

JG884R Ceramic protector for fine BipoJet scissors BC691R – BC696R



* All BipoJet instruments are delivered with a fitting ceramic protector as standard.

JG885R Ceramic protector for BipoJet scissors BC685R – BC690R and bipolar clamps BH686R – BH689R



GK890P Ceramic protector for BipoJet forceps GK881R – GK886R. Can also be used as a tip protector for other fine forceps. Pack of 5 pieces





Cables and Adapter


Bipolar Connecting Cables


Equipment side		Instrument side	
	Used e.g. at these units:	 	 
 <p>5/2mm</p>	AESCULAP® (all units) ACMI Berchthold KLS Martin Wolf	GN130 (3 in 1)	GN130 (3 in 1)
 <p>8/4mm</p>	Bowa Erbe Storz Olypmus ESG-400	GN131 (3 in 1)	GN131 (3 in 1)
 <p>22 mm</p>	Erbe Int.	GN132 (3 in 1) GK290SU	GN132 (3 in 1)
 <p>25 mm</p>	AESCULAP® GN300, GN060 (SN < =4000)	GN228 (Adapter) + GN133 GN228 (Adapter) + GK291SU	GN228 (Adapter) + GN133
 <p>28.6 mm</p>	AESCULAP® GN640, GN160, GN060 (SN > =4000) Bowa Lamidey Söring Valleylab Olympus UES-40, ESG-400	GN133 (3 in 1) GK291SU	GN133 (3 in 1) GK331
 <p>32 mm</p>	Conmed	GN219 (Adapter) + GN133 GN219 (Adapter) + GK291SU	GN219 (Adapter) + GN133

SU = Single Use cable

 AESCULAP®
- Tab connector

 AESCULAP®
- Round pin connector
Pin Ø 1.6 mm

 AESCULAP®
- US round pin connector
Pin Ø 1.85 mm

 AESCULAP®
- Euro tab connector



AESCULAP® Landolt

AESCULAP® BipoJet



GN130 (3 in 1)

GN076

GN075

GN081

GN131 (3 in 1)

GK185

GN082
(BipoJet Connection)

GN082

GN132 (3 in 1)
GK290SU

GN226 (Adapter) + GK194

GN226 (Adapter) + GK195
GN145 (BipoJet Connection)

GN145

GN228 (Adapter) + GN133
GN228 (Adapter) +
GK291SU

GN228 (Adapter) + GK194

GN228 (Adapter) + GK195

GN228 (Adapter) + GN085

GN133 (3 in 1)
GK291SU

GK194

GK195

GN085








GN219 (Adapter) + GN133
GN219 (Adapter) +
GK291SU

GN219 (Adapter) + GK194


GN219 (Adapter) + GK195


GN219 (Adapter) + GN085


Bipolar Connecting Cables


Equipment side		Instrument side	
	Used e.g. at these units:	 	 
 <p>38 mm</p>	Codman	GN134 (3 in 1) GK292SU	GN134 (3 in 1)
	AESCULAP® GK050, GK051	GK328	GK329
	Codman	GK217	

SU = Single Use cable
 (PAK= Package of 10 pieces)

 AESCULAP®
 - Tab connector

 AESCULAP®
 - Round pin connector
 Pin Ø 1.6 mm

 AESCULAP®
 - US round pin connector
 Pin Ø 1.85 mm

 AESCULAP®
 - Euro tab connector



AESCULAP® Landolt

AESCULAP® BipoJet















GN134 (3 in 1)
GK292SU

GN224 (Adapter) + GK194

GN224 (Adapter) + GK195

GN224 (Adapter) + GN085
GN146 (only for CMC I & II)


Monopolar Connecting Cables

		Equipment side	Instrument side
GN202	3.5 m		
GN204	3.5 m		
		AESCULAP® ACMI Berchtold KLS Martin	
GK239	3.5 m		
		Erbe, ACC/ICC/MIO Bowa Olympus, ESG-400	
GK245	3.5 m		
		Bowa Erbe T Olympus, ESG-400	
GK246	3.5 m		
GK181	3.5 m		
		ACMI Bowa Conmed Erbe, ICC Eschmann intern. Valleylab Olympus, ESG-400 Olympus, UES-40 US-Norm	

Electrosurgical Endoscopy

Caiman® - Advanced Bipolar Seal and Cut Technology





Learn more about Caiman® Seal and Cut Instruments by visiting www.bbraun.com/caiman and Caiman® App.

One seal confidence

State of the art vessel sealing with only one energy activation.¹

Uniform tissue compression

Leads to consistent sealing quality from distal to proximal tip.¹

Tip first closure

Retains tissues within the jaws for improved compression.¹

Tissue Dissection

Fine curved Maryland jaw design allows increased dissection performance and enhanced tip visualization.²

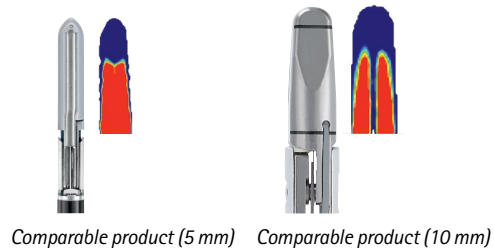
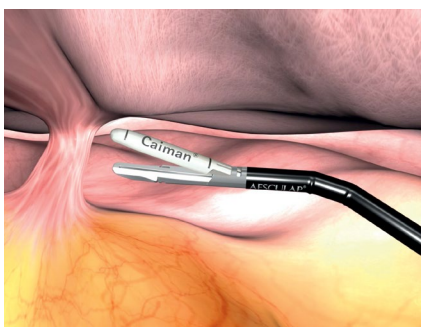
Long jaw tip

Enlarged vessel sealing length and improved surgical efficiency.¹

80 degree articulation jaw

Allows simplified navigation in challenging anatomy.³

- 1 Eick, S., Loudermilk, B., Walberg, E. et al. Rationale, bench testing and in vivo evaluation of a novel 5 mm laparoscopic vessel sealing device with homogeneous pressure distribution in long instrument jaws. *Ann Surg Innov Res* 7, 15 (2013).
- 2 The Maryland jaw design was rated by 30 surgeons with very good (43,3 %) and good (53,3 %). Fine dissection was rated by 28 surgeons with very good (53,6 %) and good (46,4 %). The tip visibility was rated by 23 surgeons with very good (56,5 %) and good (43,5 %) in a laparoscopic setting.
- 3 Aaron C. Voegelé, Donna L. Korvick, Mario Gutierrez et al. Perpendicular blood vessel seals are stronger than those made at an angle. *Journal of Laparoendoscopic Et Advanced Surgical Techniques*. Aug 2013.669-672.













Strong Uniform Compression

Red represents minimum required pressure (or greater).
Blue represents insufficient pressure.¹

Internal test procedure according to Eick, S., Loudermilk, B., Walberg, E. et al. Rationale, bench testing and in vivo evaluation of a novel 5 mm laparoscopic vessel sealing device with homogeneous pressure distribution in long instrument jaws. *Ann Surg Innov Res* 7, 15 (2013).

Advanced Bipolar Seal and Cut Technology

		Shaft diameter	Working length	Pcs per pack
	Caiman® 5, NON ARTICULATING JAW			
	PL718SU* / PL738SU**	5 mm	24 cm	6
	PL720SU* / PL740SU**	5 mm	36 cm	6
	PL722SU* / PL742SU**	5 mm	44 cm	6
	Caiman® 5, NON ARTICULATING MARYLAND JAW			
	PL754SU* / PL774SU**	5 mm	12.5 cm	6
	PL755SU* / PL775SU**	5 mm	17 cm	6
	PL750SU* / PL770SU**	5 mm	36 cm	6
	PL752SU* / PL772SU**	5 mm	44 cm	6
	Caiman® 5, ARTICULATING JAW			
	PL719SU* / PL739SU**	5 mm	24 cm	6
	PL721SU* / PL741SU**	5 mm	36 cm	6
	PL723SU* / PL743SU**	5 mm	44 cm	6
	Caiman® 5, ARTICULATING MARYLAND JAW			
	PL751SU* / PL771SU**	5 mm	36 cm	6
	PL753SU* / PL773SU**	5 mm	44 cm	6
	Caiman® 12, ARTICULATING JAW			
	PL730SU	12 mm	24 cm	3
	PL731SU	12 mm	44 cm	3

Lektrafuse HF Generator.



GN200

Lektrafuse HF Generator, without main cable

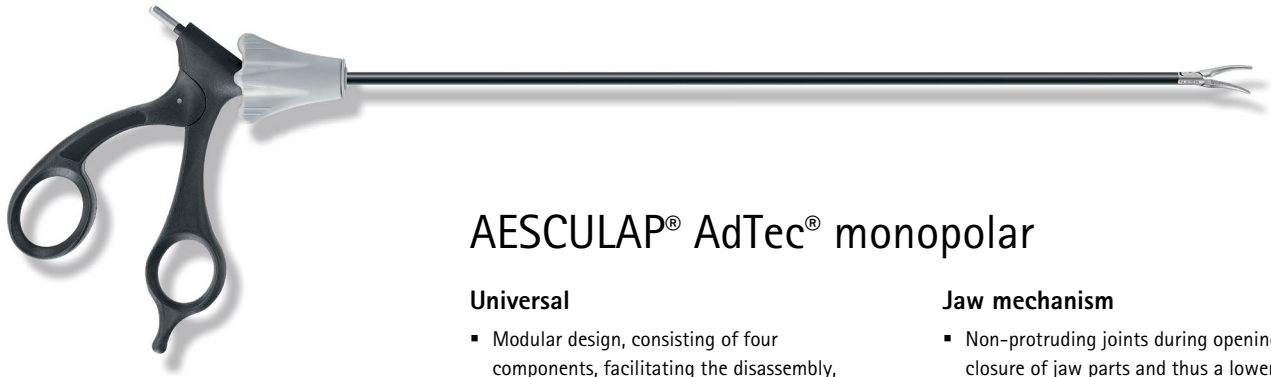


GN201

Single pedal foot switch for GN200

* Ordering number for the following countries: CN, KR, BR, JP, RU, BO, CO, MY, SG, AR, EC, TW

** Ordering number for the following countries: UK, DE, FR, ES, PL, IT, SE, CZ, NL, BE, LU, PT, AT, CH, BA, DK, FI, IE, SK, NO, TR, HU, RO, BG, CY, SI, GR, KZ, US, ID, PH, AU, NZ, HK, MX, PE, AZ, CL, JO, KW, LY, NC, IN



AESCULAP® AdTec® monopolar

Universal

- Modular design, consisting of four components, facilitating the disassembly, reprocessing, maintenance and sterile supply

„One-Click“ design

- Assembly and disassembly in one step only

PEEK Insulation

- Enhanced spark protection and resisting characteristic
- Wear-resistant and sterilisation-proof

Ratchet mechanism

- Ratchet can be deactivated
- Easier handling

Jaw mechanism

- Non-protruding joints during opening and closure of jaw parts and thus a lower risk that tissue or suture material gets caught in the jaw mechanism (for the majority of instruments)

Cleaning/ sterilisation

- Sterilisation of the assembled instrument possible

AdTec® monopolar reusable





AESCULAP® AdTec® bipolar

Reliability

- Good coagulation results*
- Precise grasping and dissection of tissue*
- Reduced risk of "slipping effect" when grasping and dissecting due to jaw profile

Universal

- Modular design, consisting of four components, facilitating the disassembly, reprocessing, maintenance and sterile supply

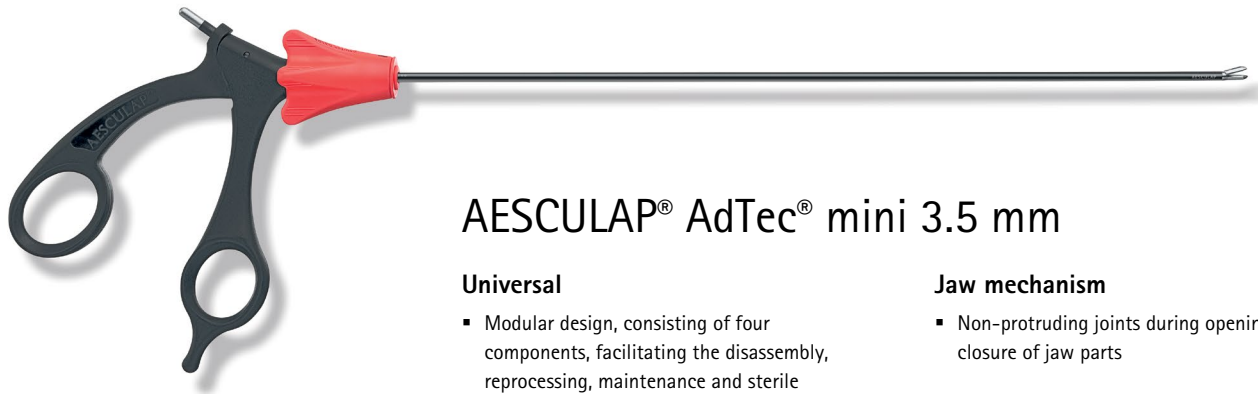
Transmission:

- Easier force adjustment through mechanical force transmission from the jaw part to the handle

AdTec® bipolar reusable



*According to feedback within the scope of a survey of 76 surgeons that use monopolar or bipolar AdTec instruments. The respective survey was conducted by Aesculap.



AESCULAP® AdTec® mini 3.5 mm

Universal

- Modular design, consisting of four components, facilitating the disassembly, reprocessing, maintenance and sterile supply

Ratchet mechanism

- Ratchet can be deactivated
- Easier handling

Transmission

- Easier force adjustment through mechanical force transmission from the jaw part to the handle

Jaw mechanism

- Non-protruding joints during opening and closure of jaw parts

Cleaning/ sterilisation

- Sterilisation of the assembled instrument possible

AdTec® mini reusable



Laparoscopy – Monopolar Electrodes



GK372R

Handle for monopolar laparoscopic electrodes, diam. 5 mm

FEATURES

Modular design simplifies disassembly, cleaning, maintenance and sterile preparation.

- Bayonet connection
- Individual combinations possible
- Fast exchange of individual components due to modular design
- Ceramic tips
- Insulation up to the working tip

GK383R



Hook electrode, J-shaped

GK393R



Hook electrode, J-shaped

GK384R



Hook electrode, L-shaped



GK394R

Hook electrode, J-shaped, 90° curved to the right

GK385R



Ball electrode

GK386R



Spatula electrode

GK395R



Ball electrode, curved

PL170251



4 mm contact pin for HF connection
(5 pieces)

Laparoscopy – Monopolar Electrodes



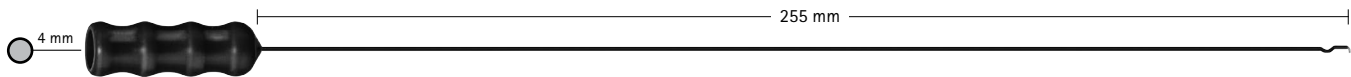
Separate outer tube, diam. 5 mm







Handle with inner tube, diam. 5mm

Neurosurgery – Mono- and Bipolar Electrodes Storage Rack

Neurosurgery – Mono- and bipolar electrodes



- GK362R Ø 2.2 mm 
- GK364R Ø 2.2 mm 
- GK365R Ø 2.2 mm 
- GK366R Ø 2.2 mm 

flexible

Monopolar hook electrode



- GK361R Ø 1.1 mm

flexible

Monopolar blunt electrode



- GK363R Ø 1.1 mm

flexible

Monopolar needle electrode



- GK360R Ø 2.1 mm

flexible

Bipolar forked electrode

Storage rack

FF380R

Storage rack for ventriculoscopic electrodes







Numerical Index

Art. No.	Page	Art. No.	Page	Art. No.	Page	Art. No.	Page
BC685R	52	GK113R	13	GK290SU	57	GK507SU	29
BC686R	52	GK114R	13	GK291SU	57	GK508SU	29
BC687R	52	GK115R	13	GK292SU	59	GK509SU	29
BC688R	52	GK116R	13	GK299	14	GK510SU	29
BC689R	52	GK117R	13	GK328	59	GK534	7
BC690R	52	GK118R	13	GK329	59	GK535	7
BC691R	50	GK121R	14	GK331	57	GK537	7
BC692R	50	GK125R	15	GK360R	69	GK550	20
BC693R	50	GK127R	15	GK361R	69	GK595R	46
BC694R	50	GK129R	15	GK362R	69	GK596R	46
BC695R	50	GK131R	16	GK363R	69	GK604R	31
BC696R	50	GK132R	16	GK370P	67	GK605R	31
BC697R	51	GK133R	16	GK372R	67	GK606R	31
BC698R	51	GK140R	13	GK373R	67	GK609SU	44
BC699R	51	GK144R	13	GK383R	67	GK614R	30
FF380R	69	GK155R	15	GK384R	67	GK615R	30
GK005R	18	GK165R	12	GK385R	67	GK616R	30
GK007R	18	GK174R	14	GK386R	67	GK624R	31
GK009R	19	GK181	60	GK393R	67	GK625R	31
GK010R	18	GK185	57	GK394R	67	GK644R	30
GK013R	18	GK190	23	GK395R	67	GK645R	30
GK016R	19	GK191	23	GK397R	16	GK646R	30
GK033R	19	GK194	57, 59	GK398R	16	GK660R	43
GK081	22	GK195	57, 59	GK436R	68	GK670R	43
GK084	22	GK217	59	GK501SU	29	GK671R	43
GK091	22	GK226	4, 6	GK502SU	29	GK675R	43
GK101	22	GK239	60	GK503SU	29	GK677R	43
GK107	22	GK245	60	GK504SU	29	GK679R	43
GK110R	13	GK246	60	GK505SU	29	GK685R	48
GK112R	13	GK252Y	12	GK506SU	29	GK690R	42

Art. No.	Page	Art. No.	Page	Art. No.	Page	Art. No.	Page
GK700R	45	GK777R	39	GK848R	40	GL470R	33
GK701R	45	GK780R	39	GK881R	48	GL471R	33
GK703R	45	GK781R	39	GK882R	48	GL480R	33
GK711R	45	GK785R	39	GK883R	48	GL481R	33
GK713R	45	GK788R	38	GK884R	48	GN060	5
GK719R	46	GK789R	38	GK885R	48	GN075	57
GK720R	42	GK790R	38	GK886R	48	GN076	57
GK722R	42	GK791R	38	GK890P	54	GN081	54, 57
GK723R	42	GK793R	38	GK891R	49	GN082	54, 57
GK730R	42	GK800R	41	GK892R	49	GN085	54, 57, 59
GK746R	38	GK807R	44	GK893R	49	GN130	57
GK747R	38	GK808R	44	GK894R	49	GN131	57
GK748R	38	GK809R	44	GK895R	49	GN132	57
GK749R	38	GK822R	35	GK896R	49	GN133	57
GK760R	38	GK823R	35	GK899R	36	GN134	59
GK761R	38	GK824R	35	GK900R	36	GN145	54, 57
GK762R	38	GK825R	35	GK910R	36	GN146	54, 59
GK763R	38	GK826R	35, 41	GK920R	36	GN160	4, 5
GK764R	38	GK827R	35	GK929R	36	GN161	4, 6
GK765R	38	GK828R	35	GK930R	36	GN200	63
GK766R	38	GK829R	35	GK940R	36	GN201	63
GK767R	38	GK838R	40	GK950R	36	GN202	60
GK768R	38	GK840R	40	GK959R	36	GN204	60
GK769R	38	GK841R	40	GK960R	36	GN211	12
GK770R	38	GK842R	40	GK970R	36	GN219	57
GK771R	38	GK843R	40	GK972R	37	GN224	59
GK772R	38	GK844R	40	GK974R	37	GN226	57
GK773R	38	GK845R	40	GK976R	37	GN228	57
GK774R	38	GK846R	40	GK978R	37	GN230	10
GK775R	38	GK847R	40	GK980R	36	GN231	11

Numerical Index

Art. No.	Page	Art. No.	Page	Art. No.	Page
GN232	11	PL772SU	63	US492	27
GN236	10	PL773SU	63	US493	27
GN245	23	PL774SU	63	US494	27
GN249	23	PL775SU	63	US495	27
GN330	8	PV951R	8	US496	27
JG884R	54	TA008205	7	US530	27
JG885R	54	TE676	7	US531	27
PL170251	67	TE730	7	US600	27
PL718SU	63	TE734	7	US601	27
PL719SU	63	TE735	7	US602	27
PL720SU	63	TE736	7	US603	27
PL721SU	63	TE780	7	US604	27
PL722SU	63	US161	28	US610	27
PL723SU	63	US162	28	US611	27
PL730SU	63	US163	28	US612	27
PL731SU	63	US164	28	US613	27
PL738SU	63	US171	28	US614	27
PL739SU	63	US172	28	US615	27
PL740SU	63	US173	27	US616	27
PL741SU	63	US403	27	US617	27
PL742SU	63	US404	27	US618	27
PL743SU	63	US405	27	US619	27
PL750SU	63	US406	27	US620	27
PL751SU	63	US407	27	US621	27
PL752SU	63	US486	27		
PL753SU	63	US487	27		
PL754SU	63	US488	27		
PL755SU	63	US489	27		
PL770SU	63	US490	27		
PL771SU	63	US491	27		



AESCULAP® – a B. Braun brand

B. Braun Australia Pty Ltd | Norwest Business Park NSW, 2153 | Tel. 1800 251 705 | info.au@bbraun.com | bbraun.com.au
B. Braun New Zealand | Level 8, 139 Quay Street, Auckland, 1010 | Tel. 0800 227 286 | Fax (09) 373 5601 | www.bbraun.co.nz

BAUS AU E1630 05/26 ©2026 B. Braun Australia Pty Ltd. ABN 56 002 945 155. All rights reserved. Aesculap® is a registered trademark of B. Braun Melsungen AG. This brochure is intended for use by healthcare professionals only. Subject to technical changes. It is provided for informational purposes and does not constitute medical advice. Always refer to the product's Instructions for Use and consult a qualified healthcare provider for clinical decisions. This material may not be copied, reproduced, or distributed without express written authority of B. Braun Australia Pty Ltd.