

### Consideration

- Patient
- Reason for use
- Location
- Fluid Therapy
- Obstruction



### Placement












- Skin Prep
- Clean Hands
- Bevel Up
- Angle of Insertion
- Stable Vein
- Flash-back
- Secure in Place



### Risk Factors

- Inadequate dosing
- Obstruction
- Phlebitis
- Blown leg
- Infection
- Indwelling duration
- Needle-stick complication (patient & personnel)



Gauge	Colour Code	Ext. Dia. mm	Vein Size mm	Length mm	Flow Rate ml/min
24G	Yellow	0.7	1.4	19	22
 <p>For use in:</p> 					
22G	Blue	0.9	1.8	25	35
 <p>For use in:</p>  <p>Administering subcutaneous fluids</p>					
20G	Pink	1.1	2.2	32	60
 <p>For use in:</p>  <p>Shock fluid therapy</p>					
18G	Green	1.3	2.6	32/45	105
 <p>For use in:</p>  <p>High volume fluid resuscitation</p>					
16G	Grey	1.8	3.6	50	210
 <p>For use in:</p> 					
14G	Orange	2.2	4.4	50	345
 <p>For use in:</p> 